



BOND **Cal** UPDATE

Caledonia Community Schools

2023 Supplement Bond
Dialogue with Doc - April

Dr. Dedrick Martin
Superintendent

Supplemental Bond Presentation

*Complete the Vision
Facility Reinvestment*

Supplemental Bond 2023

Building on our track record of success

MARK YOUR
CALENDAR



*Complete the Vision
Facility Reinvestment*



Supplemental Bond

Facility Reinvestment



FACILITY PROJECTS

Replacement of outdated buses

- \$1.6 Million

DLMS/Early Childhood Center roof

- \$1.5 Million

Technology upgrades

- \$3.6 Million

Band storage

- \$0.3 Million

DLMS 7W entry/cafeteria

- \$1.2 Million

Kettle Lake parking lot

- \$0.75 Million

Paris Ridge playground

- \$0.4 Million

Demolition of old DE

- \$0.75 Million

Scotland Yard turf replacement

- \$1.4 Million

\$11.5 Million

Complete the Vision

CALPLEX (PHASE II)

- \$3 Million



STADIUM RENOVATION

- \$6.5 Million



NEW DUTTON

- \$40 Million



Total Bond Request:
\$61 Million



Dutton Elementary

New Dutton Elementary

- Complete original developed design for students and community
 - 60,000 square feet
 - 2 entrances (Patterson and 76th street)
 - Barrier free playground



2023



BOND



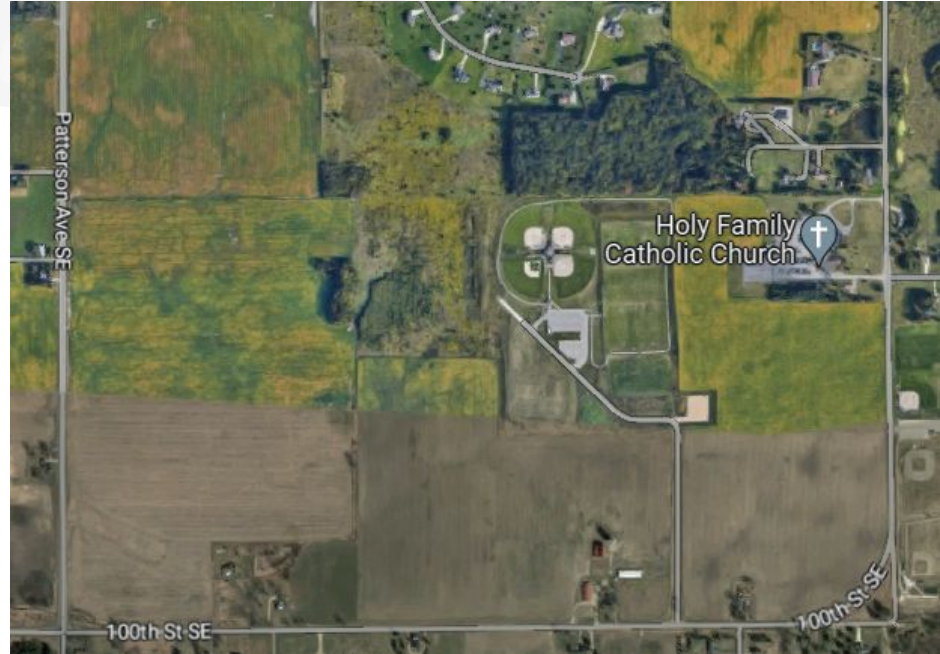
Calplex

Calplex - Phase II

- Complete Phase II as envisioned in 2009
- Add baseball and soccer fields
- Improve parking



2023 *Cal* BOND



Taxpayer Impact

What it takes to keep our school community strong!

 **ZERO TAX
RATE INCREASE**

What will this bond do to district debt?

- Adds five years to debt payoff (2050 to 2055)

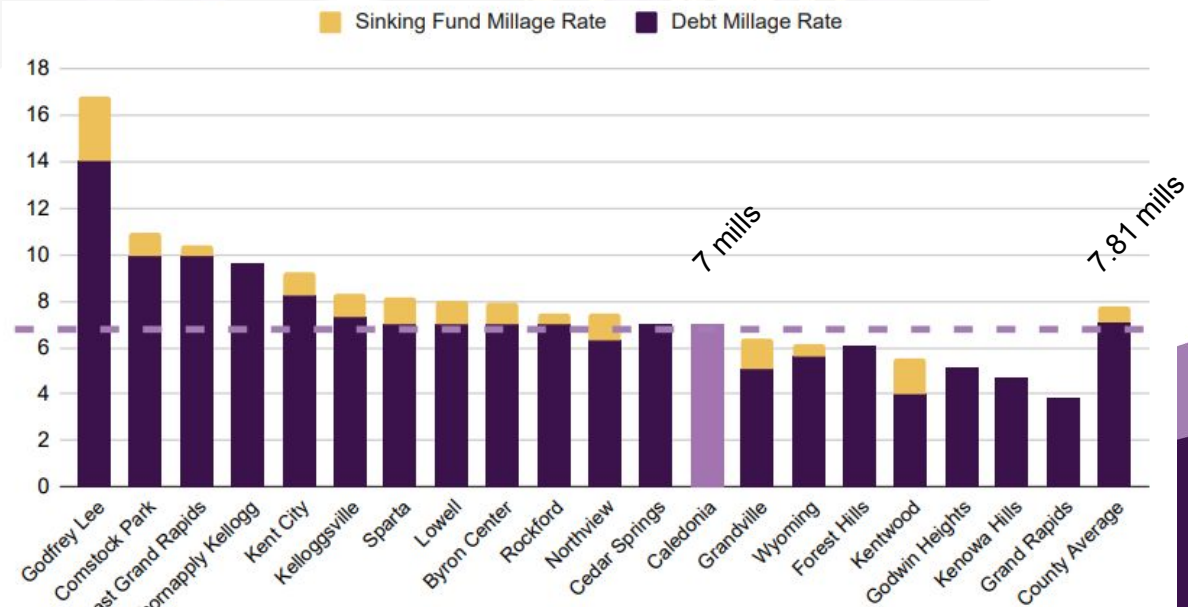
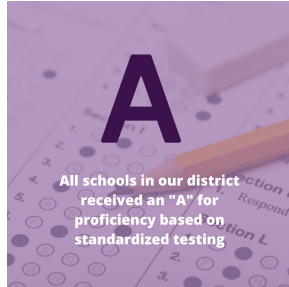
What will it do to Caledonia home values/property taxes?

- Increasing home values/property taxes driven by economic conditions, not tax rate increase



Returning Strong Value for 7 Mills

Strong Schools, Strong Communities



Destination District

Help tell “Our Story”

CCS is a destination district! As a community, we have come together to invest in our students and create a learning environment that fosters growth, success, and innovation.

Let's continue to build on that success!

- New mailer to all residents
- Get your copy today!



Frequently Asked Questions

Additional Resources



Check out our website for the latest information on the bond

- [Bond 2020 Cost Overview](#) (Bond 2020 Spending through 12/31/2022)
- [Bond 2020 Cost Overview](#) (Anticipated Future Project Spending)
- [Bond 2020 FAQ](#) & [Bond 2023 FAQ](#)

Cost Overview **2020 Cal BOND**
Published March 2023

Projects
Caledonia Community Schools

Breakdown of Remaining Funds	2020 through 2022	2023 through 2025	\$17,373,441
Unexpended Future Projects			\$17,373,441
Athletic Training Facility	\$3,500,000		
Remodeling & Renovation of High School Secondary Gym	\$107,000		
CS Connection Wellness East of Kraft Avenue	\$150,000		
CS New Assembly (Old High School)	\$50,000		
Camera Network	\$80,000		
Classroom Addition at Caledonia Elementary	\$800,000		
Connector Link at High School	\$1,400,000		
Cost Associated with CS Move and to Kraft	\$1,700,000		
Defunct Maintenance Projects, FY other Mechanical	\$1,200,000		
Donor Drive Closures	\$400,000		
Enrollment Link to	\$600,000		
Feasibility Study at High School	\$400,000		
Furniture (Tables, Seating)	\$1,500,000		
General Landscaping at Schools	\$450,000		
High School North - Driveway	\$170,000		
Interior Doors & Hardware at Schools	\$200,000		
Interior Signage at Elementary Schools	\$80,000		
Main Entry Door Replacement at Emmaus Lake	\$180,000		
Maintenance Sign at Schools	\$200,000		
Physical Security	\$100,000		
Physical Security Service	\$200,000		
School Bus Unloading Structure	\$500,000		
Security First Step Entry Boxes	\$50,000		
Security Door Hardware	\$10,000		
Security Gates at High School	\$10,000		
Security Windows First	\$10,000		
See Website for complete School CS Updates	\$3,000,000		
Total of Future Projects			\$444,179

*These are financial estimates made prior to seeking actual bids

Cost Overview **2020 Cal BOND**
Published March 2023

Projects
Caledonia Community Schools

Total Bond Program	2020 through 2022	2023 through 2025	\$58,095,000
Phase 1 Programs			\$16,427,791
Caledonia Elementary School (HVAC)	\$1,544,500		
Kettle Lake Elementary School (HVAC)	\$1,501,579		
Duncan Lake Middle School (Renovations)	\$5,562,289		
Kraft Middle School (Addition and Renovations)	\$4,529,217		
Administration Building (Addition and Renovation)	\$2,221,212		
Christmas Construction	\$1,226,643		
Program Contingency		\$490,004	
Subtotal:	\$15,578,267	\$490,004	\$2,786,894
New Durham Elementary School			\$2,786,894
Site Acquisition	\$110,000		
Watermain	\$0	\$330,000	
Legal / Permits / Testing / Fees	\$547,390	\$1,796,704	
Christmas Construction			
Subtotal:	\$661,390	\$2,126,734	\$2,811,913
Caledonia Athletic Complex			\$32,211,913
Roofboard Construction (Materials & Labor)	\$10,339,202	\$20,691,125	
Program Contingency	\$200,000	\$1,001,000	
Legal / Permits / Testing / Fees	\$128,476	\$52,404	
Subtotal:	\$10,467,678	\$21,744,529	\$7,242,883
Asphalt Paving / Roofing			\$7,242,883
Caledonia Elementary School	\$430,738		
Emmaus Lake Elementary School	\$1,272,883		
Kettle Lake Elementary School	\$775,448		
Duncan Lake Middle School	\$848,041		
Caledonia High School	\$3,326,730		
Maintenance & Transportation Building	\$141,395		
Remaining Owner Contingency		\$296,747	
Subtotal:	\$6,985,736	\$296,747	\$4,692,796
Other CCS Costs			\$4,692,796
Bond Insurance Costs	\$104,761	\$150,000	
Technology	\$1,355,000		
District Wide Furniture/Fixture & Equipment	\$630,214	\$1,406,620	
High School Stadium Tent			
Owner Direct Costs	\$200,141		

**Kent County Public Schools
Debt & Millage Rate Comparison**
Published March 2023

School Name	Debt Millage Rate	Sinking Fund Millage Rate	Total Debt & Sinking
Godfrey Lee Public Schools	14.05	2.773	16.823
Comstock Park Public Schools	9.95	0.9576	10.9076
East Grand Rapids Public Schools	9.95	0.439	10.389
Thornapple Kellogg School District	9.65	0	9.65
Kent City Community Schools	8.25	0.965	9.215
Kelloggville Public Schools	7.32	0.9923	8.3123
Sparta Area Schools	7	1.15	8.15
Lowell Area School District	7	0.9766	7.9766
Byron Center Public Schools	7	0.9694	7.9694
Rockford Public Schools	7	0.4794	7.4794
Northview Public School District	6.308	1.1472	7.4552
Oscar Springs Public Schools	7	0	7
Caledonia Community Schools	7	0	7
Grandville Public Schools	5.05	1.3521	6.4021
Wyoming Public Schools	5.65	0.4705	6.1205
Forest Hills Public Schools	6.05	0	6.05
Kentwood Public Schools	4	1.5718	5.5718
Godwin Heights Public Schools	5.12	0	5.12
Kenowa Hills Public Schools	4.67	0	4.67
Grand Rapids Public Schools	3.85	0	3.85
County Average	7.09	0.71	7.81

