

# Enrollment Update 2021-2022

October 18, 2021

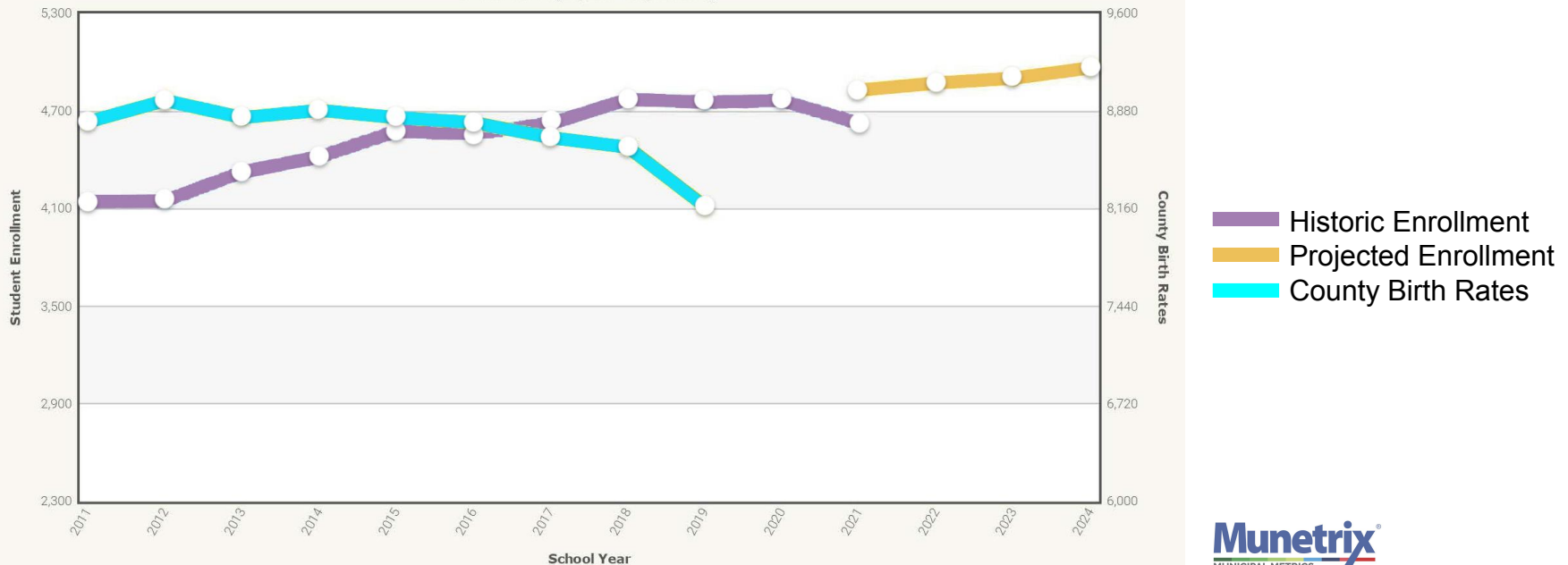


# Enrollment Projections

## Utilizing Kent County Birth Rates

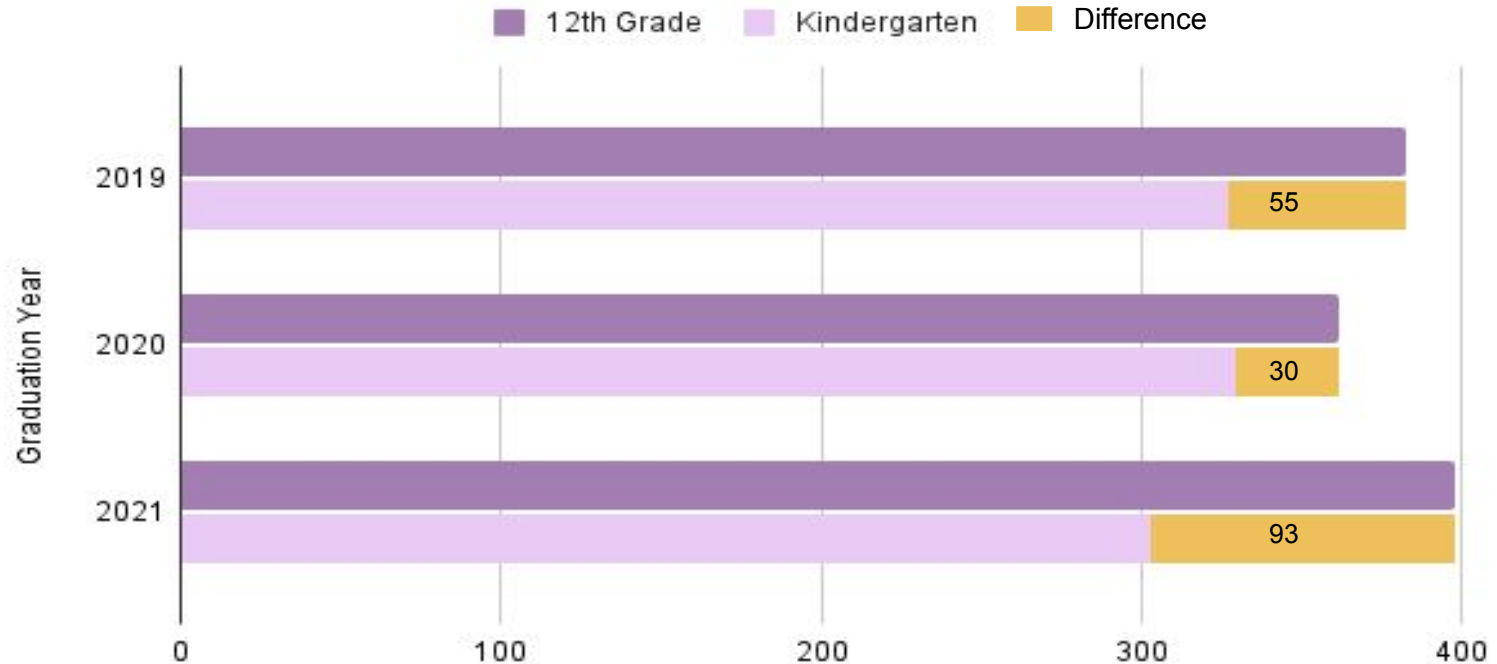


Caledonia Community Schools  
Enrollment (4-year Projections)



# Enrollment

## Senior Class vs Kindergarten

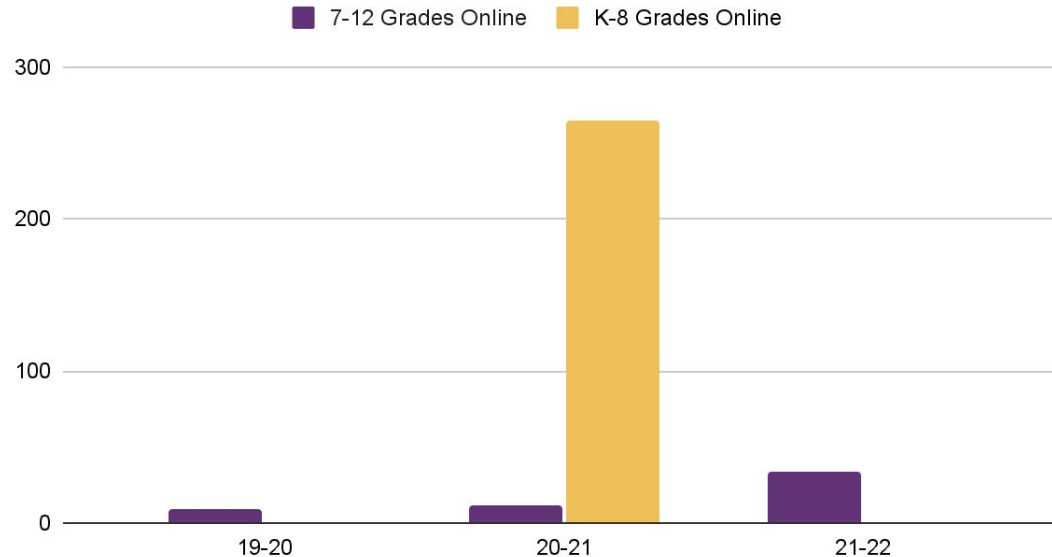


# Enrollment

## Online Enrollment



### 7-12 Grades Online and K-8 Grades Online



Note:

20/21 was the only year we offered full time online for students

# Enrollment

## Head Count Comparison



### Fall Head Count Comparison\*

2020 Student Head Count - 4697

2021 Student Head Count - 4616

Difference - **81**

\* Note:

Shared-time students (students in private schools that receive educational services by teachers employed by CCS) are not included in this total

Student Mobility from 8.23.21 - 10.06.21	Ins	Outs	Difference
Dropout	0	4	<b>-4</b>
Moved out of State	28	24	<b>4</b>
Another Public School	120	124	<b>-4</b>
Non Public	6	43	<b>-37</b>
Homeschool	38	57	<b>-19</b>
Unknown	0	21	<b>-21</b>
			<b>-81</b>

# Enrollment Summary



## **Caledonia Enrollment - Fall 2021**

We are down 81 (1.7%) students as compared to last fall headcount numbers. Final count will include shared time counts at a later date.

### Contributing Factors

1. Large Class of 2021 Seniors vs Smaller Incoming Kindergarten class
2. Full time Pre K-8th online programming offerings eliminated due to low initial enrollment (2 stu.)
3. Mask Mandate - August 18 (ACHD), August 20 (KCHD)